

2024-2025 School Year

# 2ND QUARTER IMPACT REPORT



## Message from Principal Resident Bartsch

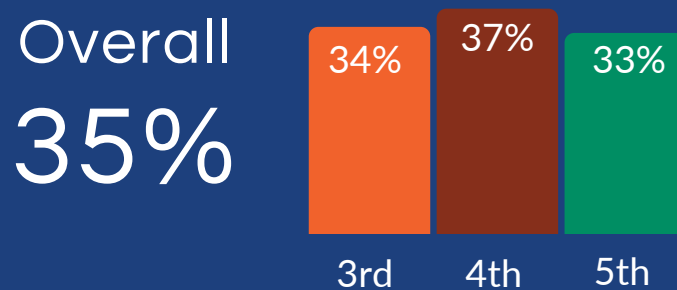
This second quarter has continued to be a success. We have continued to support teachers as they work hard to implement our new math curriculum and understand and utilize our new literacy data. Together with families we have partnered to implement a successful literacy night and increase volunteer and donor support to ensure everyone has what they need to thrive. Thank you to each and every one of our community members and all you do to make McMeen successful.

## Unified Improvement Plan (UIP) Focus Areas:

These are our school-wide goals for the year

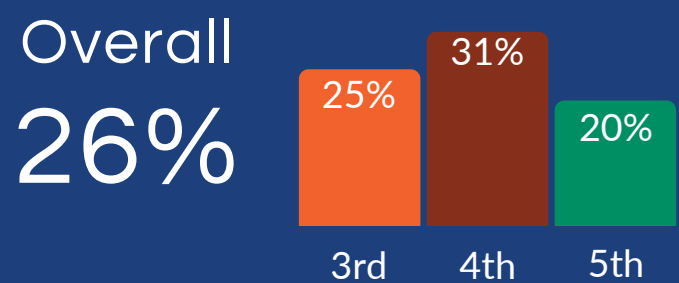
### 1 Literacy

This is data from our first Interim taken by our 3rd-5th Grade students. **\*\*This is based on end of year standards, NOT the standards taught thus far and was taken approximately 1/3 of the way through the year.**



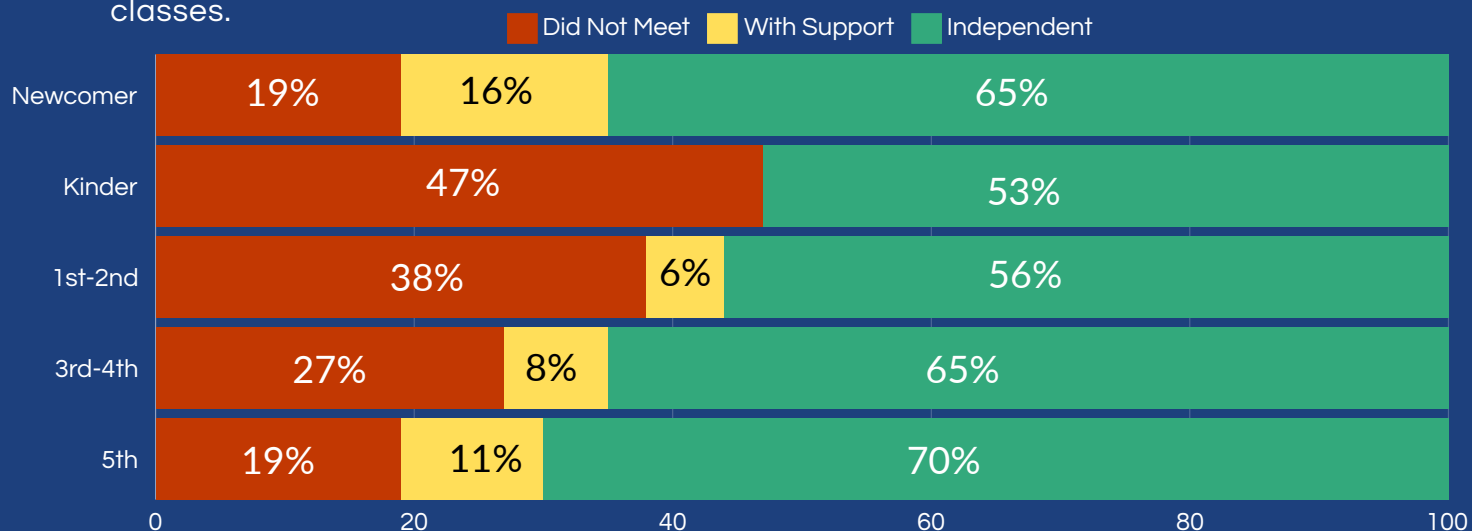
### 2 Math

This is data from our first Interim taken by our 3rd-5th Grade students. **\*\*This is based on end of year standards, NOT the standards taught thus far and was taken approximately 1/3 of the way through the year.**



### 3 Language

This year's goal around language is focused on supporting our Multilingual learner's English language growth. Our Multilingual learners are those who speak a language other than English at home. Below are the proficiency scores for the first unit assessment they took in their English Language Development classes.



## Attendance

The Attendance Rate YTD (Year to Date) is how much of the school year students' have attended on average. The Chronic Absence Rate is the percentage of students considered chronically absent, meaning they have missed 10% or more of school thus far.

